

MeritCook

Built-in Charcoal BBQ Grill

(Model: HM-SS304CBG01)

User Manual



WARNING

- For Outdoor Use Only
- Please Remove Any Transit Protection Before Assembling And Operating The Appliance.
- Read The Instructions Carefully And Be Sure Your Appliance Is Properly Installed, Assembled And Cared For. Failure To Follow These Instructions May Result In Serious Bodily Injury And/Or Property Damage.
- This Appliance Must Be Kept Away From Flammable Materials
- Correct Sized Gas Cylinders Must Be Used Within The Cabinet
- Accessible Parts May Be Very Hot. Please Keep Young Children Away.
- Please Retain The Manual For Future Reference.
- If A Replacement Parts Are Required, Please Contact Either Our Customer Service Department Or Your Local Dealer.
- The Use Of Unauthorised Parts Will Void Your Warranty.
- Read The Instructions Before Using The Appliance
- Do Not Move The Appliance During Use.

【 Safety Precautions 】

1.Intended User Guidance

This appliance is not designed for use by individuals (including children) with diminished physical, sensory, or mental capacities, nor those lacking experience/knowledge, unless under the direct supervision of of a safety-responsible person providing proper operating guidance.

2.Child Safety Protocols

- Constant adult supervision required during appliance operation
- Strictly prohibit play activities involving the unit
- Maintenance & cleaning prohibited for unsupervised minors

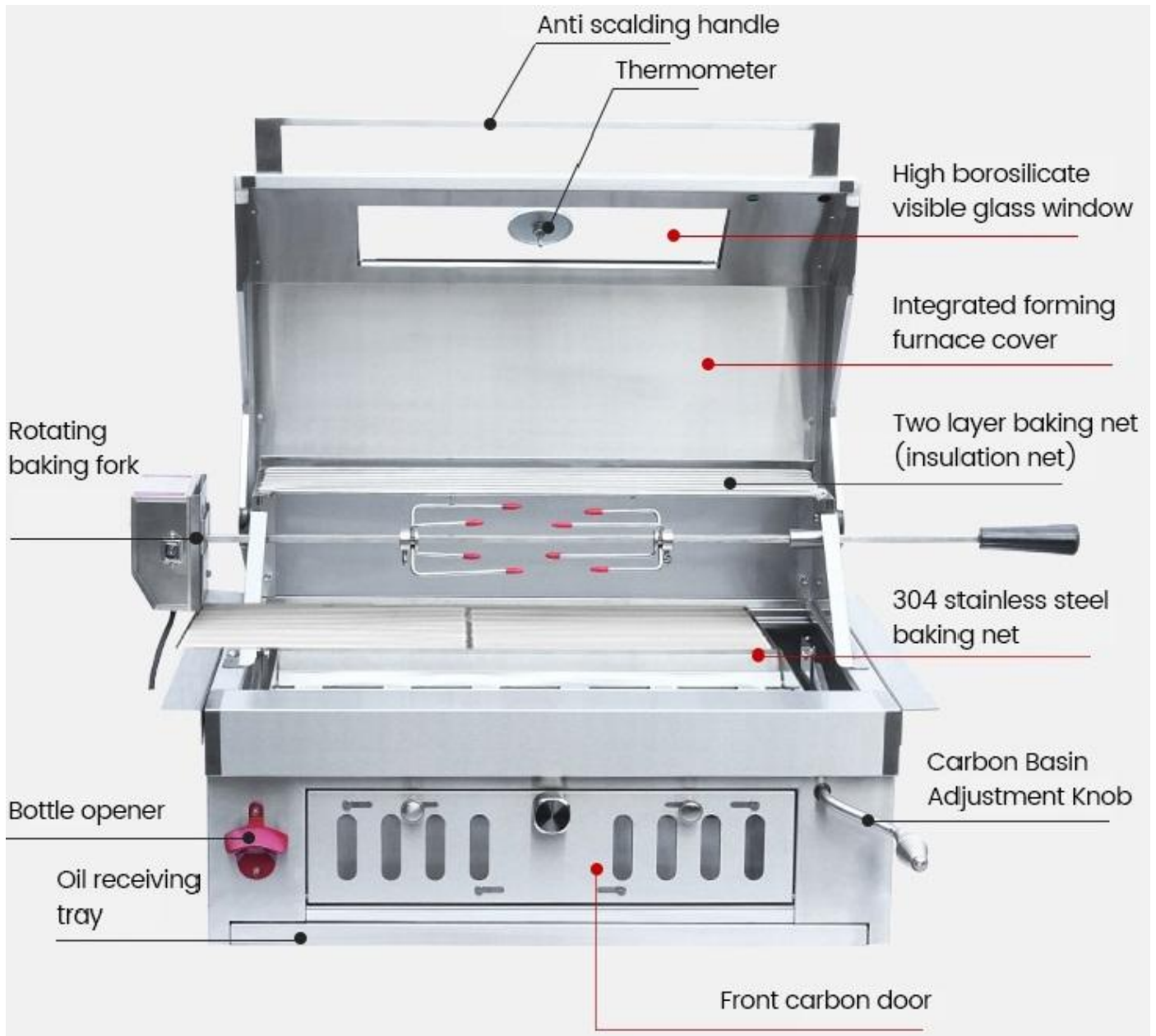
3.Supervised Operation Clause

Persons aged 14+ with limited capabilities may operate when:

- √ Receiving comprehensive safety instruction
- √ Demonstrating hazard comprehension
- √ Maintaining continuous adult oversight



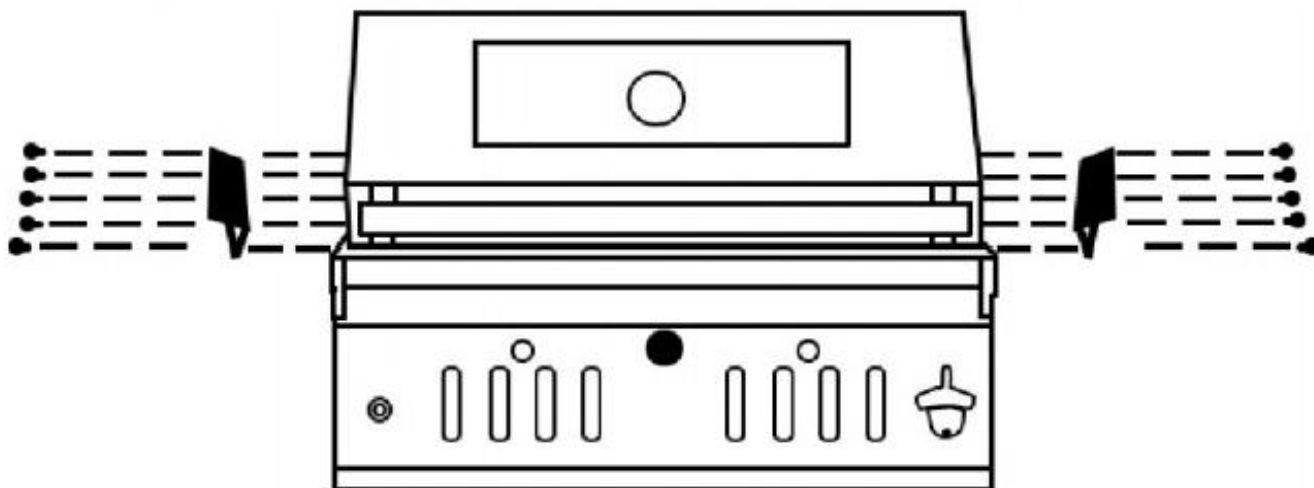
PARTS DISTRIBUTION



ASSEMBLING STEPS

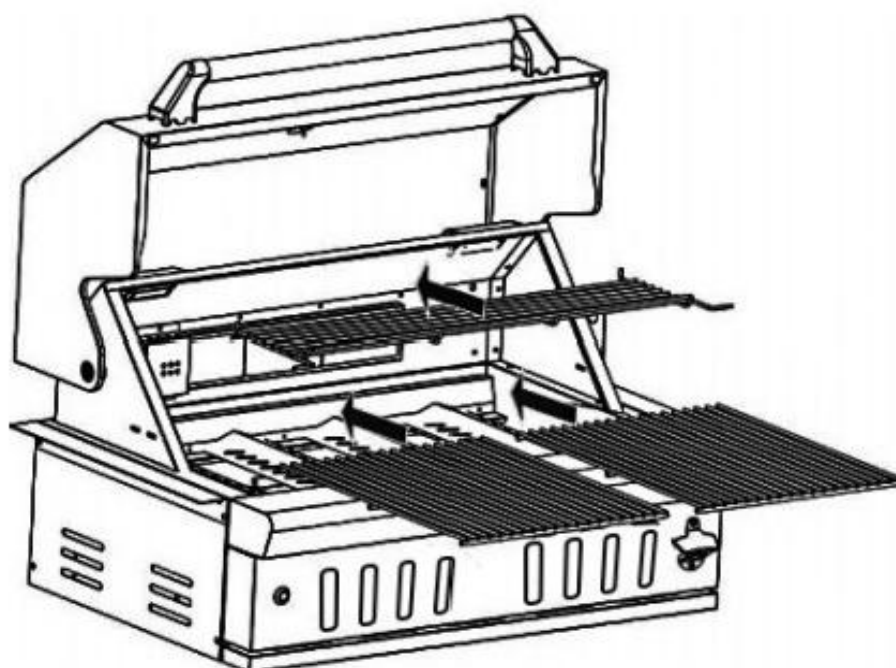
Step 1:

Remove the five pre-installed screws from both sides of the grill and attach the L-shaped water retention bars to both sides.



Step 2:

Open the stove lid and put in 2 baking nets and an insulation net



【Product Precautions】

- Please use this barbecue oven product under outdoor ventilation; do not let children touch the oven during the barbecue process to avoid burns;
- This product is made of stainless steel 304. You don't have to worry about rusting, but you also need to carry out all cleaning and maintenance after the barbecue has cooled.
- Although every effort is made to remove any sharp edges during oven manufacturing, you should use product components carefully
- To avoid accidental injury.
- The oven must be used on a level, stable floor. Equipment should be protected from being blown down by strong winds.

【Maintaining and Protecting the Stainless Steel Surface】

- Your barbecue grill is equipped with stainless steel components made of 304 grade stainless steel. All stainless steel grades require a certain level of maintenance and protection to keep their appearance. Contrary to popular belief, stainless steel is not impervious to corrosion and is not maintenance free. Even the highest grade stainless steel needs to be regularly cleaned with fresh water to prevent oxidation and other corrosive problems.
- Modern tastes have led to the use of stainless steel with a brushed finish for your grill. This brushed surface treatment is accomplished by processing the stainless steel plate through a sanding process. This

process removes the mirror like smoothness and leaves a brushed texture. Brushed stainless steel requires frequent cleaning and upkeep to maintain its appearance quality. Without sufficient maintenance, signs of corrosion may appear.

【STAINLESS COOKING GRIDS】

- The cooking grids are not warranted against chipping or rusting due to mishandling. If some rust appears, remove the rust with a scrub pad and coat the grid with cooking oil.



This marking indicates that this product should not be disposed with other household wastes throughout the EU. To prevent possible harm to the environment or human health from uncontrolled waste disposal, recycle it responsibly to promote the sustainable reuse of material resources. To return your used device, please use the return and collection systems or contact the retailer where the product was purchased. They can take this product for environmentally safe recycling.

